

Financial Review

Lifeline's growth continued with incoming resources for the year amounting to £19,800,880.

which represented a 21% increase on last year's figure of £16,359,970.

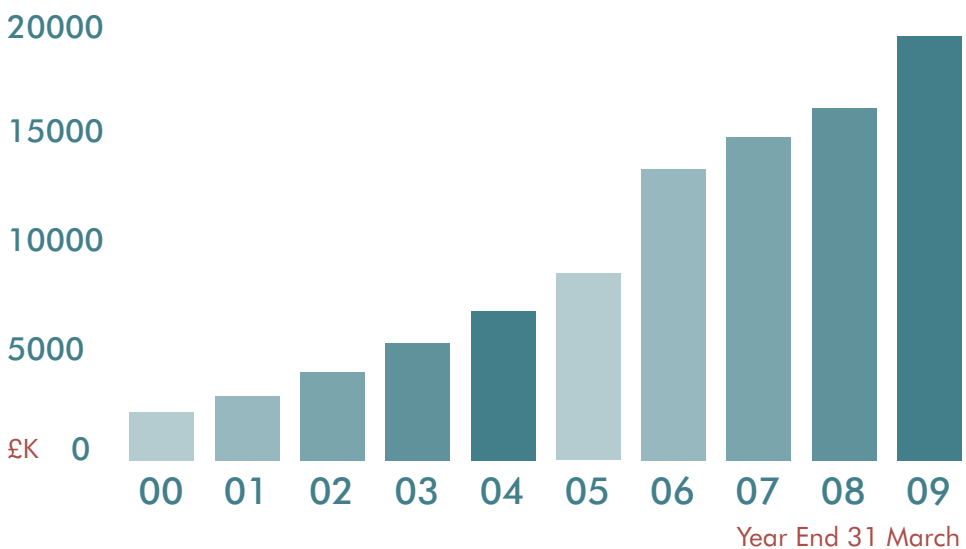
Expenditure during the year amounted to £19,121,304.

Net incoming resources of £679,576 were transferred to reserves...

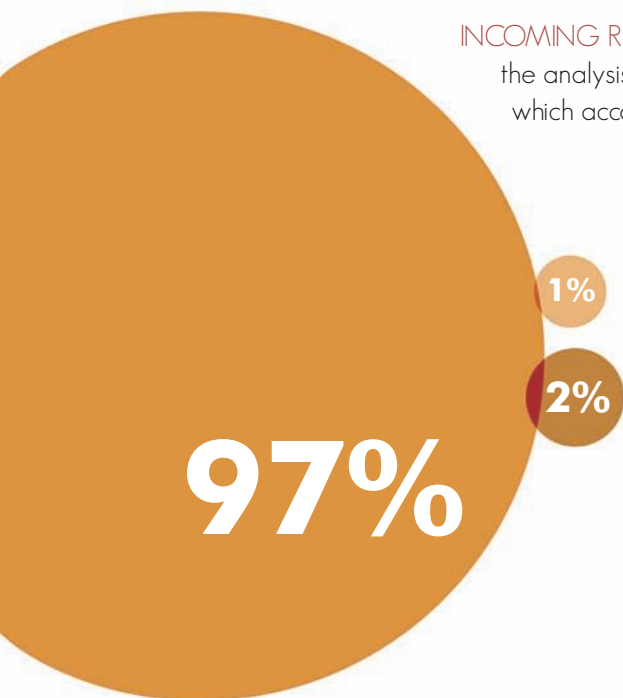
to produce a year end reserve figure of £2,950,586.

The increase in incoming resources was largely due to additional income from voluntary resources and contract work as well as the proceeds from the non-recurrent disposal of surplus property.

INCOMING RESOURCES 2000 - 2009: The chart below shows the growth in incoming resources of 778% over the period 2000 to 2009



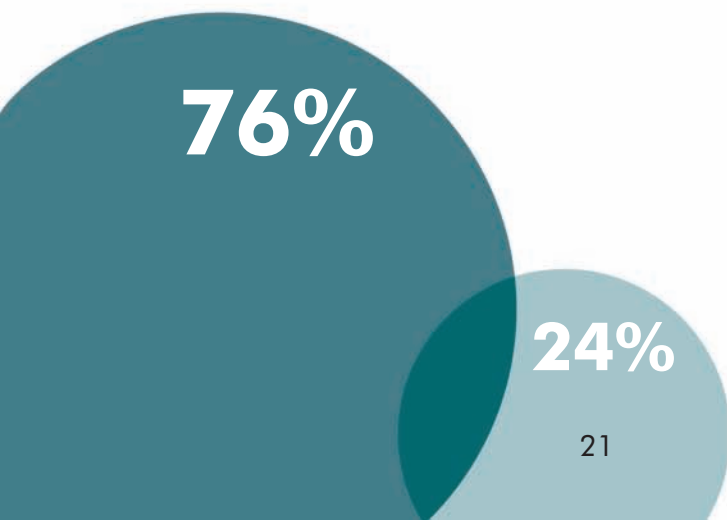
INCOMING RESOURCES 2009: The chart below shows the analysis of incoming resources between contracts which account for 97% of the total and non-contract income which accounts for 3%.



Analysis of Incoming Resources 2009

	£K
Contract Income	19,140
Asset Disposal	150
Other Income	511
Total	19,801

OUTGOING RESOURCES 2009: The chart below shows the analysis of outgoing resources between payroll and other costs.



Analysis of Outgoing Resources 2009

	£K
Payroll Costs	14,468
Other Costs	4,653
Total Outgoing	19,121

Statement of Financial Activities: Year ended 31 March 2009

(Including income and expenditure account)

INCOMING RESOURCES	General Funds 09 £	Designated Funds 09 £	Restricted Funds 09 £	Total 09 £	Total 08 £
Incoming resources from generated funds:					
Voluntary income:					
Donations	16,431	—	135,859	152,290	85,059
Activities for generating funds:					
Investment income and interest	44,040	—	—	44,040	78,819
Incoming resources from charitable activities:	19,454,769	—	—	19,454,769	16,196,092
Other Incoming Resources	149,781	—	—	149,781	—
Total incoming resources	19,665,021	—	135,859	19,800,880	16,359,970

RESOURCES EXPENDED

	General Funds 09 £	Designated Funds 09 £	Restricted Funds 09 £	Total 09 £	Total 08 £
Charitable activities	18,635,086	371,447	83,741	19,090,274	16,047,890
Governance costs	31,030	—	—	31,030	47,346
Total resources expended	18,666,116	371,447	83,741	19,121,304	16,095,236
Net incoming/ (outgoing) resources before transfers	998,905	(371,447)	52,118	679,576	264,734
Transfers	(898,624)	898,624	—	—	—
Net incoming resources for the year	100,281	527,177	52,118	679,576	264,734
Balance brought forward at 1 April 08	898,472	1,354,838	17,700	2,271,010	2,006,276
Balance carried forward at 31 March 09	998,753	1,882,015	69,818	2,950,586	2,271,010

Balance Sheet: as at 31 March 2009

	2009 £	2008 £
Fixed Assets	1,286,475	1,264,493
Current Assets		
Stock	43,691	41,376
Debtors	2,985,258	2,929,491
Cash at bank and in hand	1,752,173	1,432,866
Total Current Assets	4,781,122	4,403,733
Creditors: amounts falling due within one year	(2,882,551)	(3,145,664)
Net Current Assets	1,898,571	1,258,069
Total Assets less Current Liabilities	3,185,046	2,522,562
Creditors: amounts falling due after more than one year	(234,460)	(251,552)
Net Assets	2,950,586	2,271,010
Unrestricted Funds		
Designated funds	1,882,015	1,354,838
General Funds	998,753	898,472
Total Unrestricted Funds	2,880,768	2,253,310
Restricted Funds	69,818	17,700
Total	2,950,586	2,271,010

FEES RECEIVABLE

	2009 £	2008 £
HM Prison Service	5,547,501	5,157,473
Kirklees PCT	4,426,850	3,782,239
Hackney Council	1,435,333	-
Manchester City Council	1,382,161	1,223,875
London Borough of Tower Hamlets	1,230,935	1,015,760
Kirklees Metropolitan Borough Council	649,572	711,941
Calderdale Safer & Stronger/Calderdale PCT	550,695	523,939
Safer Newcastle Drug Support Unit	471,886	384,434
Blackburn & Darwen PCT	404,350	246,255
Sunderland Safer Communities Drug Team	379,000	221,500
Job Centre Plus	328,465	353,558
Safer Leeds Community	320,000	315,000
Bradford & Airedale PCT	276,526	238,627
Safer Middlesbrough Partnership	265,407	222,278
Enfield Council	242,504	243,674
Salford Council	216,042	188,349
Redcar & Cleveland PCT	201,878	-
Tameside Metropolitan Borough Council	175,875	151,321
Others	634,829	802,917
Total Fees Receivable	19,139,809	15,783,140
Educational publications, information, research, training and consultancy	314,960	412,952
	19,454,769	16,196,092

RESOURCES EXPENDED:

Cost of activities in furtherance of the charity's objects

Substance misuse services	18,759,434	15,698,304
Educational publications, information, research, training and consultancy	330,840	349,586
Total Cost of Activities	19,090,274	16,047,890
Governance costs		
Legal and professional fees	-	20,129
Travel	1,106	1,671
Insurance	11,185	10,121
Room hire and accommodation	3,789	3,412
Auditors' remuneration - statutory audit	14,950	12,013
Total Resources Expended: Governance	31,030	47,346
Total Resources Expended	19,121,304	16,095,236

Audit Report

Independent auditors' statement to the Trustees of Lifeline Project

We have examined the summary financial statements of Lifeline Project for the year ended 31 March 2009 which comprise the summary Statement of Financial Activities, summary Balance Sheet and the related notes.

This report is made to the charity's Trustees, as a body, in accordance with the terms of our engagement. Our work has been undertaken so that we might state to the charity's Trustees those matters that we have agreed to state in this report and for no other purpose. To the fullest extent permitted by law, we do not accept or assume responsibility to anyone other than the charity and the charity's Trustees, as a body, for our work or for this report

Respective responsibilities of Trustees and auditors

The Trustees are responsible for preparing the Annual Review.

Our responsibility is to report to you our opinion on the consistency of the summary financial statements within the Annual Review with the full annual accounts and the Trustees' Report.

We also read the other information contained in the Annual Review and consider the

implications for our report if we become aware of any apparent misstatements or material inconsistencies with the summary financial statements.

You are responsible as Trustees for the preparation of the summary financial statements. We have agreed to report to you our opinion on the summarised statements' consistency with the full financial statements, on which we reported to you on 2 September 2009.

Basis of opinion

We conducted our work in accordance with Bulletin 1999/6 'The auditors' statement on the summary financial statement' issued by the Auditing Practices Board for use in the United Kingdom.

Opinion

In our opinion the summary financial statement is consistent with the full annual accounts and the Trustees' Report for the year ended 31 March 2009.

Mazars LLP
Chartered Accountants and Registered Auditors
Whitworth Street West
Manchester, M1 5WG
2nd September 2009

Statement to the Trustees

These summarised financial statements are a summary of the information extracted from the statutory financial statements. They may not contain sufficient information to allow for a full understanding of the financial affairs of the charity. For further information the statutory financial statements should be consulted.

The statutory financial statements were approved on 2 September 2009 and were audited by Mazars LLP, who gave an unqualified audit opinion.

The statutory financial statements will be lodged with Companies House and the Charity Commission.

JOHN SCAMPION - CHAIR

For Further Copies

If you would like a full set of the accounts please visit our website:

www.lifeline.org.uk

With Thanks

The Prince's Trust
Shay Stadium Trust
Mr D Allott
St Gabriel's Church, Heaton
Sherburn House Charity
Mr R & Mrs M Barnett
Mrs J A Brown
IG/EDC Charities Fund
Ms S Goult
Mr J & Mrs N Gregory
Comic Relief
Mrs J Gregg
Football Foundation
Single Homeless Project
The Sir James Knott Trust
Good Fund
The Hospital of God at Greatham
Greggs Trust
Mrs J S Smith
Ms A Woodhouse